

Qolsys Sensors - Replacement Battery Guide

Below is a chart of the various sensors used with Qolsys systems (predominantly IQ & IQ2 series alarm systems). Included is the Sensor Type (primary use), Part #/Description (mostly used by dealers), Voltage, Type (of battery used), Quantity (needed), and Picture (of the sensor; can be clicked to enlarge image if available). While some battery types may appear identical (typically the coin type batteries), it is important to use the listed type of battery to ensure the sensor works correctly and is not damaged.

Sensor Type	Part # / Description	Voltage	Type	Quantity	Picture
Door / Window	QS1132-840 -- IQ Micro Door / Window Sensor	3v	CR1632	1	
Door / Window	QS1135-840 -- IQ Mini Door / Window Sensor	3v	CR2032	2	
Door / Window	QS1113-840 -- IQ Door / Window Sensor	3v	CR2	1	
Door / Window	QS1134-840 -- IQ Recessed Door / Window Sensor	3v	CR2	1	

Door / Window	QS1137-840 -- IQ Mini Extended door/window sensor with aux input	3v	CR2032	2	
Motion	QS1231-840 -- IQ Pet Immune Motion	1.5v	AAA	2	
Tilt	QS1131-840 -- IQ Tilt Sensor (Overhead Doors)	3v	CR2032	2	
Glassbreak	QS1431-840 -- IQ Glassbreak Sensor	3v	CR123A	2	
Shock	QS1138-840 -- IQ Shock Sensor	3v	CR123A	1	
Flood	QS5536-840 -- IQ Flood Sensor	3v	CR2032	2	





Temperature	QS5535-840 -- IQ Low / High Temperature Sensor	3v	CR2032	2	
Doorbell	QS1119-840 -- IQ Doorbell	3v	CR2032	2	
Smoke	QS5110-840 -- IQ Smoke / Heat Detector	1.5v	AAA	3	
Carbon Monoxide	QS5210-840 -- IQ Carbon Monoxide Detector	3v	CR123A	1	

Image Sensor	QZ8103-840 -- IQ Image Sensor	1.5v	LITHIUM AA	2	
Image Sensor	QZ8100-840 -- IQ Image Sensor	1.5v	LITHIUM AA	2	
Keyfob	QS1331-840 -- IQ 4-Button Keyfob	3v	CR2032	1	
Pendant	QS1332-840 -- IQ Emergency Pendant	3v	CR2032	1	
Pendant	QS-6110-P01 -- IQ Emergency Pendant	-	Cannot Replace Battery	-	

Fall Pendant	QS1314-840 -- IQ Fall Pendant	3v	CR2477	1	
--------------	-------------------------------------	----	--------	---	---